


Draft ACOUSTIC ABSORPTION MEASUREMENT PROTOCOL (ISO 354, ISO 11654)

Specifications

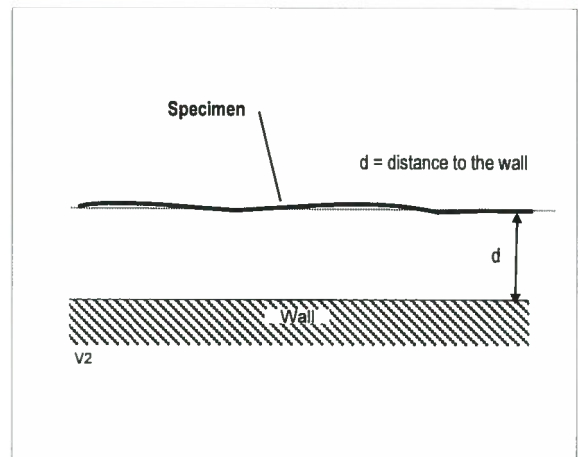
Manufacturer **BRU Textiles NV, Satenrozen 2A, B-2250 Kontich, Belgium**
 Product name **FR-One Delis**
 Remarks, configuration **flat panels**

Set-up (acc. ISO 354/2nd Ed.:2003)	Type G-150	No. of measurements	3 each microphone
Probe area	4.44 x 2.75 = 12.21 m ²	No. of used microphone	8
Temperature	23.4 °C	Used acoustic Signal	White noise
Relative Humidity	40.0 % r.H.	Empty room measurement	Interpolated values
Volume of the reverberation chamber	214.3 m ³	Dossier No.	15-MO-0283
Measurement No. / Date / Time	Nr. 04 / 04.12.2015 / 19h49'	Archive filename	BRU058.ABS
Tested by	Frank Wyler		

EUT identification

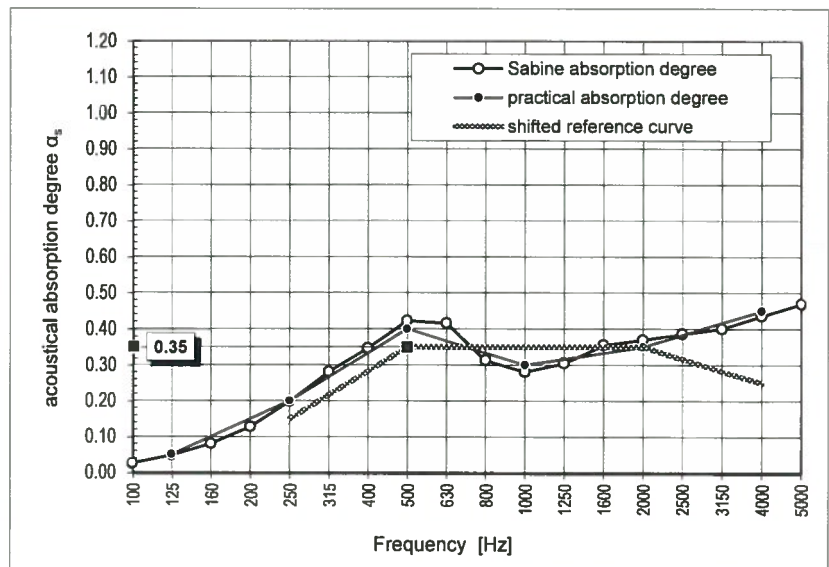


Test set-up



Measurement results (acc. ISO 354, ISO 11654)

Freq. [Hz]	T ₁	T ₂	α _s	α _{pl}	α _w
100	20.42	17.17	0.03		
125	17.24	13.29	0.05	0.05	
160	14.87	10.44	0.08		
200	11.70	7.64	0.13		
250	11.10	6.23	0.20	0.20	
315	9.75	4.94	0.28		
400	8.04	4.04	0.35		
500	8.38	3.71	0.42	0.40	0.35
630	8.11	3.69	0.42		
800	7.71	4.15	0.31		
1'000	7.14	4.17	0.28	0.30	
1'250	6.01	3.64	0.30		
1'600	5.36	3.20	0.35		
2'000	4.82	2.95	0.37	0.35	
2'500	4.17	2.65	0.39		
3'150	3.53	2.35	0.40		
4'000	2.84	1.97	0.44	0.45	
5'000	2.28	1.65	0.47		



Error: 100 - 315 Hz : 9.6% 400 - 1250 Hz : 2.7% 1600 - 5000 Hz : 2.4%

LEGEND

T₁ = Reverberation time of the empty room α_s = Sabine absorption degree
 T₂ = Reverberation time with the test specimen α_{pl} = practical absorption degree
 α_w = assessed absorption degree